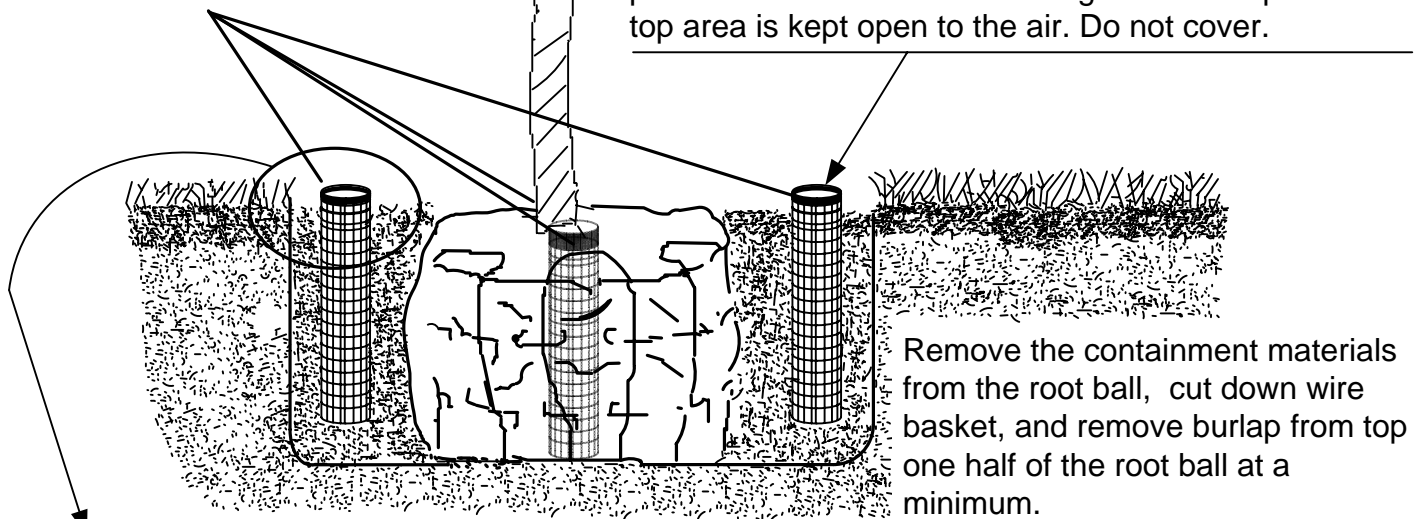


ROOTWELL™ INSTALLATION GUIDE FOR NEWLY PLANTED TREES

(For All Tree Species)

Place four Rootwell Pro-318 units evenly around the root ball near the outside edge of the planting pit. See location tip.

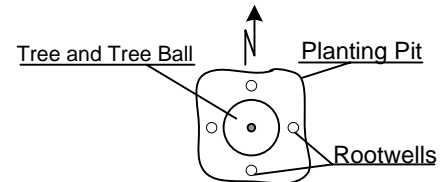
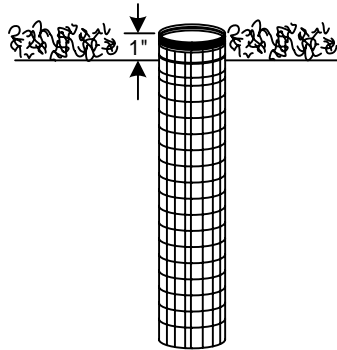
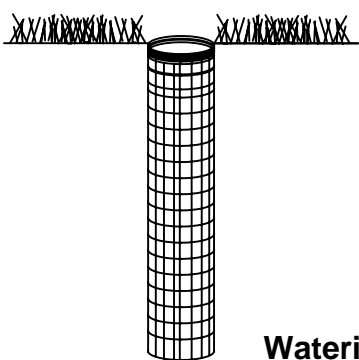
When used in mulch, place Rootwell in the ground so the top is 1" above the ground surface or level with mulch layer within the pit area. When in grass, or where a lawn mower may strike, or people can trip, it must be placed level with the surrounding soil. It is important the top area is kept open to the air. Do not cover.



Remove the containment materials from the root ball, cut down wire basket, and remove burlap from top one half of the root ball at a minimum.

Place top of Rootwell level with soil **when in grass** or walking areas.

Place top of Rootwell 1" above surrounding soil **when in a mulch** installation. Keep top clear of debris.



Placement Tips:

- 1) Place Rootwells around the tree in a compass coordinate; North, East, West, South for ease of finding in the future.
- 2) The purpose of placing the Rootwell 1" above the ground or mulch is to avoid debris from covering the top area to allow ease of watering and feeding, and air exchange.

Watering & Feeding

1. Water completely every other week, or more often as site conditions require. Allow the soil to dry in between waterings. If the soil remains wet, extend the time between watering periods. Follow local authorities directives.
2. Fill Rootwell Pro-318 with water via the center hole on the top. Fill until the water overflows, or the earth in the pit is moist.
3. Do not cover the tops of the Rootwells with any materials, soil, or mulch. It must remain exposed for air convection to occur.
4. Tree species specific fertilizer may be poured into the Rootwells through the same opening. Pre-mixed water soluble is preferred.
5. It is always recommended to consult your local tree and shrub nursery for proper fertilizers, feeding and watering instructions, for optimal growth for the type of soil and the climate where the tree is planted.

ROOTWELL™

To re-order or for any questions, please call:
1-888-766-8935

Or email at
sales@rootwell.com