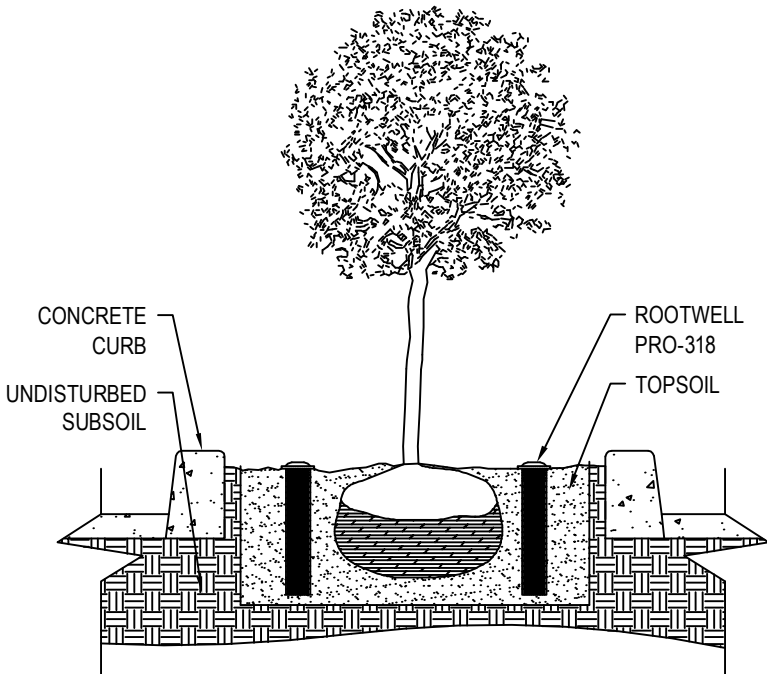




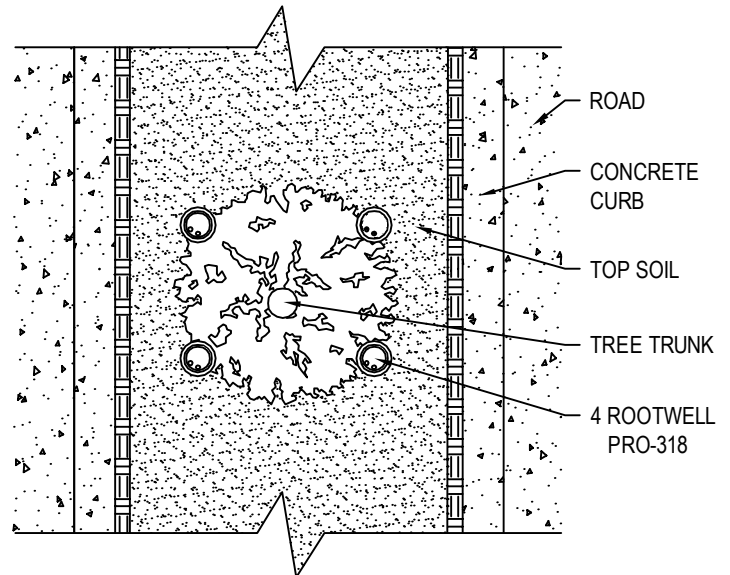
ROOTWELL PRODUCTS INC.  
 2550 TELEGRAPH RD SUITE 110  
 BLOOMFIELD HILLS, MI 48302  
 PHONE: (248) 761-3805  
 www.rootwell.com

CALIPER	QUANTITY
2"	2-3
3"	3
4"	4
5"	5
6"	6

\*GREATER THAN 6"  
 PLACE 3'-4' EVENLY  
 APART IN A  
 CIRCULAR MANNER.



SECTION VIEW



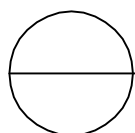
PLAN VIEW

MANUFACTURER NOTES:

1. TREES WITH A 4" DIAMETER OR GREATER WILL REQUIRE ADDITIONAL ROOTWELLS.
2. PLACE 4 ROOTWELL PRO-318 UNITS EVENLY AROUND THE ROOT BALL HALF WAY BETWEEN THE OUTSIDE EDGE OF THE PLANTING PIT AND THE ROOT BALL. PREPARE PIT TO SPECIFIED GUIDELINES.
3. PLACE THE ROOTWELL IN THE GROUND SO THE SOIL IS EVEN WITH THE LIP RING AT THE TOP.
4. LOCATE THE ROOTWELLS WITH ONE ON THE NORTH SIDE OF THE TREE AS THAT WILL MAKE THEM EASY TO LOCATE IN THE FUTURE.
5. REMOVE AS MUCH SHIPPING AND CONTAINMENT MATERIALS FROM THE ROOT MASS AS POSSIBLE.

NOTES:

1. INSTALLATION TO BE COMPLETED IN ACCORDANCE WITH MANUFACTURER'S SPECIFICATIONS.
2. DO NOT SCALE DRAWING.
3. THIS DRAWING IS INTENDED FOR USE BY ARCHITECTS, ENGINEERS, CONTRACTORS, CONSULTANTS AND DESIGN PROFESSIONALS FOR PLANNING PURPOSES ONLY. THIS DRAWING MAY NOT BE USED FOR CONSTRUCTION.
4. ALL INFORMATION CONTAINED HEREIN WAS CURRENT AT THE TIME OF DEVELOPMENT BUT MUST BE REVIEWED AND APPROVED BY THE PRODUCT MANUFACTURER TO BE CONSIDERED ACCURATE.
5. CONTRACTOR'S NOTE: FOR PRODUCT AND COMPANY INFORMATION VISIT [www.CADdetails.com/info](http://www.CADdetails.com/info) AND ENTER REFERENCE NUMBER 5203-012



**NEWLY PLANTED TREE / ROAD MEDIAN APPLICATION**

NEWLY PLANTED TREE: ROAD MEDIAN APPLICATION